

# SONALIKA

## HEAVY DUTY TRACTOR RANGE «FOR YOUR FIELD»

### N75



ORCHARD/VINEYARD  
FARMING SPECIALIST

4 CYLINDER TURBO  
CHARGED ENGINE

HEAVY LIFT  
CAPACITY

SYNCHROMESH SHUTTLE  
TRANSMISSION WITH  
CREEPER

HVAC/HEATER  
CABIN



**COST  
EFFICIENT**  
MECHANICAL TRACTORS

MADE OF  
**REAL  
STEEL**










STRATEGIC  
COLLABORATION  
WITH  
**YANMAR**

HEAVY DUTY  
TRACTOR RANGE  
«FOR YOUR FIELD»








N75

SONALIKA




FEATURES	Sonalika N75
ENGINE 	
Engine Type	4 Cylinder Turbocharged Engine
Emission	Stage 3 / Stage 2
HP Category	75
No. of Cylinders	4
Aspiration	Turbocharged
Cubic Capacity (cc)	3707
Rated RPM	2000 / 2200
Air Cleaner	Dry Air Cleaner with Clogging Sensor
Cold Start	Standard
Max Torque (Nm)	289@1300   278@1200
Exhaust	Underhood Downdraft Towards the Floor
TRANSMISSION 	
Clutch	Double Clutch
Gearbox	12F+12R
Front Axle	4WD
Transmission	Synchromesh Shuttle Transmission with Creeper
SPEED (FORWARD) 	
Maximum Speed (Km/Hr)	28.27@2000 erpm
Minimum Speed (Km/Hr)	0.46@2000 erpm
BRAKES 	
Brakes	Oil Immersed Brake
Type of Actuation	Mechanical
Parking Brake	Independent Type
DIFFERENTIAL LOCK 	
Differential Lock	Yes, Foot Operated
PTO 	
PTO (RPM)	540/540E
PTO (Actuation)	Mechanical
STEERING 	
Steering	Power
ELECTRICAL 	
Battery	12V, 85Ah
Alternator	12V, 85Amp
Seven Pin Trailer Socket	Standard
HYDRAULICS 	
3 Point Linkage	CAT-II
Stay Bars	Standard
Hydraulic Lifting Capacity (Kg)	2500
Auxiliary Hydraulic Circuit	2DA/2SA/3DA (Optional)

\*Data and specifications are subject to change without any advance notice due to continuous product improvement and development. All Dimensions are with standard tyres.

FEATURES	Sonalika N75
SAFETY SWITCH 	
Clutch Safety Switch	Standard
PTO Safety Switch	Standard
Neutral Safety Switch	Standard
CAPACITY (LTRS)(+/-5%) 	
Fuel Tank (Lit.)	73
TURNING RADIUS 	
Without Brakes (m)	4.58
TYRE 	
Front	8-18
Rear	14.9-24
DIMENSION (+/-5%) (4WD/2WD) 	
Weight (kg)	2735
Overall Length (mm)	4252
Overall Width (mm)	1475-1606
Overall Height (mm)	2630
Wheel Base (mm)	2307
Min. Ground Clearance (mm)	255
Front Wheel Track Agri (mm)	1150-1286
Rear Wheel Track Agri (mm)	1082-1213
OTHERS 	
Fuel Indicator Gauge	Standard
Front Tow Hook	Standard, Inbuilt in Front Weight
Front & Rear Weights with Std. Ballast (kg)	Front 72 + 6x31 Front Removal Weight. / Rear 1x30 at Each Wheel
Trailer Hitch	Swinging Drawbar
Cabin	HVAC
OPTIONAL FEATURES 	
Tyres	4WD 1) Front Tyre: 260/70R16   Rear Tyre: 360/70R24 2) Front Tyre: 280/70R18   Rear Tyre: 360/70R28 3) Front Tyre: 280/70R18   Rear Tyre: 420/70R24 2WD 4) Front Tyre: 6.5x16   Rear Tyre: 360/70/R28 5) Front Tyre: 6.0x16   Rear Tyre: 360/70/R24 6) Front Tyre: 6.5x16   Rear Tyre: 420/70R24
ROPS	Optional
Front Mudguard	Standard

DEALER STAMP



INTERNATIONAL TRACTORS LIMITED

International Business Office: Teri School of Advanced Studies, Plot No.10, Institutional Area, Vasant Kunj, New Delhi-110070 (India)  
Phone: +91 11 66 45 5200 | Work: Jalandhar Road, Hoshiarpur - 146022, Punjab (India) | Phone: +91-01882-522220/ 522221  
Fax:+91- 01882-522222 | Email: exports@sonalika.com | URL: www.international.sonalika.com