

# SONALIKA

## HEAVY DUTY TRACTOR RANGE «FOR YOUR FIELD»

### 20 HP



SMART  
ERGONOMICS DESIGN

EASY OPERATE  
METAL BONNET

TWIN PROJECTOR  
HEADLAMPS

AGRI/IND./TURF  
TYRE OPTION

REINFORCED SAFETY  
FEATURES



**COST  
EFFICIENT**  
MECHANICAL TRACTORS

MADE OF  
**REAL  
STEEL**

**STRATEGIC  
COLLABORATION  
WITH  
YANMAR**














20 HP

SONALIKA




FEATURES	Sonalika 20 HP
ENGINE	
Engine Type	MHI / ITL Engine
HP Category	20
No. of Cylinders	3
Aspiration	Natural
Cubic Capacity (cc)	952 / 979
Rated RPM	2700
Air Cleaner	Dry Type with Clogging Sensor
Cold Start	Standard
Max Torque @ RPM (Nm)	50 Nm / 48 Nm
Exhaust	Downdraft Exhaust
TRANSMISSION	
Drive	4WD
Clutch	Single Clutch
Gearbox	6F+2R
Front Axle	4WD
Transmission	Sliding Mesh
SPEED (FORWARD) (AGRI)	
Maximum Speed (Km/Hr)	13.93
Minimum Speed (Km/Hr)	1.3 @ 2700 erpm
BRAKES	
Brakes	Dry Drum Brakes
Type of Actuation	Mechanical
Parking Brake	Independent
DIFFERENTIAL LOCK	
Differential Lock	Mechanical, Foot Operated
PTO	
PTO (RPM)	540 / 1000
PTO (Actuation)	Mechanical
STEERING	
Steering	Mechanical / Power Steering (Optional)
ELECTRICAL	
Battery	12V, 65Ah
Alternator	12V, 42Amp
Seven Pin Trailer Socket	Output 12V
HYDRAULICS	
3 Point Linkage	Cat 1-N
Stay Bars	Anchor Chain
Hydraulic Lifting Capacity (kg)	500
Auxiliary Hydraulic Circuit	1DA / 1SA (Optional)
Lift Rods	Single Arm Adjustable
SAFETY SWITCH	
Clutch Safety Switch	Standard

\*Data and specifications are subject to change without any advance notice due to continuous product improvement and development. All Dimensions are with standard tyres.

FEATURES		Sonalika 20 HP		
PTO Safety Switch		Standard		
Neutral Safety Switch		Standard		
CAPACITY (Ltrs.) (+/-5%) 				
Fuel Tank (Ltr.)		26		
TURNING RADIUS 				
Without Brakes (m)		2.7 - 3.0		
TYRE 				
Front		5-12		
Rear		8-18		
DIMENSION & WEIGHT (+/-5%) 				
Weight (kg)		935		
Wheel Base (mm)		1420		
Total Length (mm)		2735		
Total Width (mm)		Max 1180, Min 930		
Height (mm) Up to ROPS		1945		
Min. Ground Clearance (mm)		200		
Front Track (mm)		781		
Rear Track (mm)		724		
OTHERS 				
Fuel Indicator Gauge		Standard		
Front Tow Hook		Standard		
Front & Rear Weights with Std. Ballast (kg)		2x15 Front Dead Weights		
Trailer Hitch		1. Swinging Bar (Optional)		
		2. Clevis Hitch (Standard)		
		3. Semi Automatic Hitch		
ROPS		Standard		
OPTIONAL FEATURES 				
TYRES				
				
<b>TURF</b> Front Tyre: 23x8.50-12 Rear Tyre: 33x15.50-16.5	<b>INDUSTRIAL</b> Front Tyre: 23x8.50-12 Rear Tyre: 33x15.50-16.5	<b>AGRI</b> Front Tyre: 6x12 Rear Tyre: 8.3x20	<b>RADIAL</b> Front Tyre: 6.5/80-12 Rear Tyre: 280/70 R18	<b>GALAXY PRO</b> Front Tyre: 220/55 R12 Rear Tyre: 280/70 R16
Front End Loader		Optional		

DEALER STAMP



INTERNATIONAL TRACTORS LIMITED

International Business Office: Teri School of Advanced Studies, Plot No.10, Institutional Area, Vasant Kunj, New Delhi-110070 (India)  
Phone: +91 11 66 45 5200 | Work: Jalandhar Road, Hoshiarpur - 146022, Punjab (India) | Phone: +91-01882-522220/ 522221  
Fax:+91- 01882-522222 | Email: exports@sonalika.com | URL: www.international.sonalika.com