

CULTIVATOR

SPRING LOADED & RIGID TYPE









SALIENT FEATURES

- Robust frame
- Heavy duty forged tyne
- Heavy duty springs to absorb sudden impact
- Superior powder coated paint

SPRING LOADED & RIGID TYPE

Cultivators stir and separates the soil, either before planting (to aerate the soil and prepare a smooth, loose seedbed) or after the crop has begun growing (to kill weeds—controlled disturbance of the topsoil).

TECHNICAL SPECIFICATIONS

	 Model Name	 Frame (mm)	 Tynes (mm)	 Linkage 3 Points (mm)	 Weight (Kg. approx)	 Tractor Power (HP)
Cultivator Medium/Heavy Duty	SL-CL-MH9	100 X 50 (Channel)	50X25 (Forged)	50X16 (Rear) 65X16 (Front)	290	45+
	SL-CL-MH11				370	50+
	SL-CL-MH13				440	55+
	SL-CL-MH15				520	75+
Cultivator rigid type	SL-CL-R9	Sq. 72X72X4.8	20		190	40+
	SL-CL-R11	Sq. 72X72X4.8	20		220	50+




SPECIALLY DESIGNED FOR TOUGHEST OPERATIONS



BEST SUITABLE HARD SOIL CONDITIONS



SUPERIOR POWDER COATED PAINT PREVENT FROM RUST



HEAVY DUTY FRAME CHANNEL

FLEXIBLE DAMPER SPRING ASSEMBLY

HIGH TENSILE FASTENERS

HEAVY DUTY TYNE MADE OF EN9 MATERIAL